

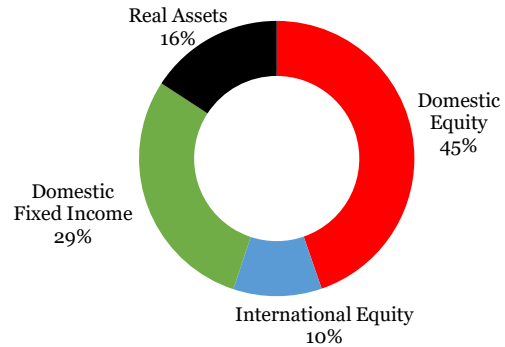
**The Joint Investment Trust of the Christian Church Foundation, Inc.**  
Returns as of 5/31/26

**Common Balanced Fund**

**Moderate asset allocation with an emphasis on capital appreciation and income.**

Trailing Returns

1-Month	2.42%
YTD	8.23%
1-Year	19.72%
3-Year Annualized	14.47%
5-Year Annualized	7.13%
10-Year Annualized	8.32%

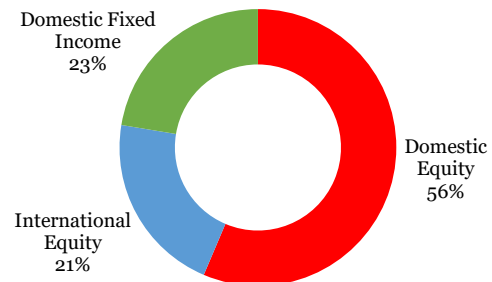


**Beasley Growth Fund**

**Moderately aggressive asset allocation with an emphasis on capital appreciation.**

Trailing Returns

1-Month	3.78%
YTD	8.05%
1-Year	19.40%
3-Year Annualized	15.52%
5-Year Annualized	7.14%
10-Year Annualized	8.86%

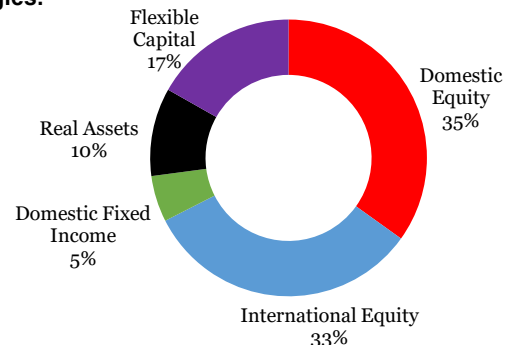


**Campbell Multi-Strategy Fund**

**Moderately aggressive asset allocation with hedging strategies.**

Trailing Returns

1-Month	3.22%
YTD	9.08%
1-Year	20.49%
3-Year Annualized	15.75%
5-Year Annualized	7.58%
10-Year Annualized	8.72%



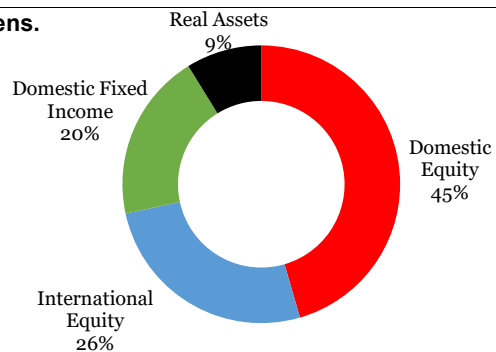
**Bostick Select Fund**

**Moderately aggressive asset allocation with select social screens.**

Trailing Returns

1-Month	3.08%
YTD	8.88%
1-Year	21.53%
3-Year Annualized	17.05%
5-Year Annualized	8.22%
10-Year Annualized	N/A <sup>1</sup>

<sup>1</sup> Fund established Jan. 1, 2019



**Brown Income Fund**

**Conservative asset allocation with an emphasis on income.**

Trailing Returns

1-Month	1.26%
YTD	4.45%
1-Year	13.03%
3-Year Annualized	9.57%
5-Year Annualized	4.10%
10-Year Annualized	5.45%

