

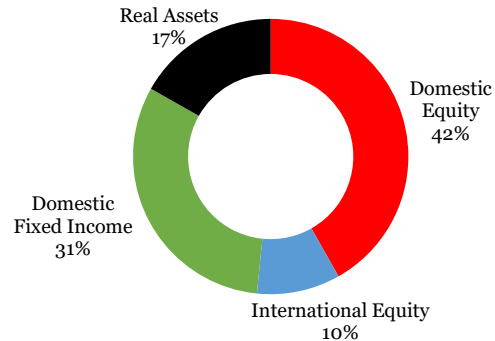
The Joint Investment Trust of the Christian Church Foundation, Inc.
Returns as of 3/31/26

Common Balanced Fund

Moderate asset allocation with an emphasis on capital appreciation and income.

Trailing Returns

| | |
|--------------------|---------|
| 1-Month | -3.821% |
| YTD | 0.005% |
| 1-Year | 14.365% |
| 3-Year Annualized | 11.281% |
| 5-Year Annualized | 6.414% |
| 10-Year Annualized | 7.689% |

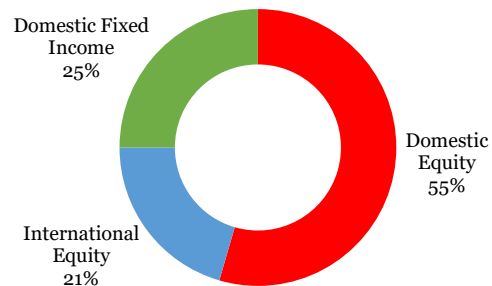


Beasley Growth Fund

Moderately aggressive asset allocation with an emphasis on capital appreciation.

Trailing Returns

| | |
|--------------------|---------|
| 1-Month | -5.580% |
| YTD | -2.377% |
| 1-Year | 13.615% |
| 3-Year Annualized | 11.587% |
| 5-Year Annualized | 5.940% |
| 10-Year Annualized | 7.959% |

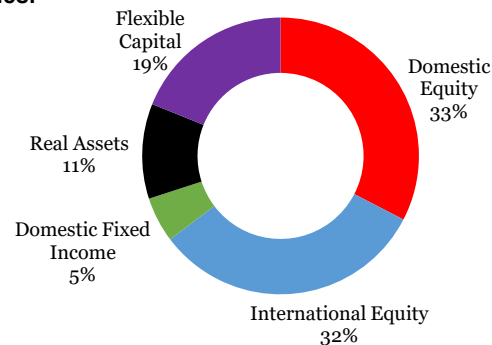


Campbell Multi-Strategy Fund

Moderately aggressive asset allocation with hedging strategies.

Trailing Returns

| | |
|--------------------|---------|
| 1-Month | -5.851% |
| YTD | -0.771% |
| 1-Year | 15.675% |
| 3-Year Annualized | 11.896% |
| 5-Year Annualized | 6.675% |
| 10-Year Annualized | 8.005% |



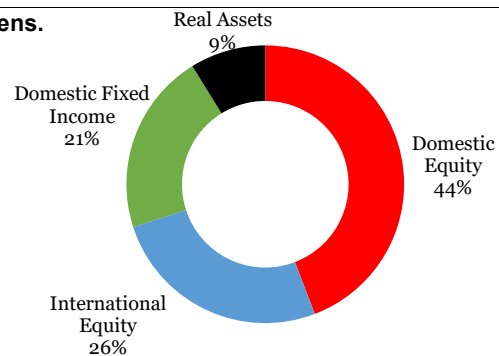
Bostick Select Fund

Moderately aggressive asset allocation with select social screens.

Trailing Returns

| | |
|--------------------|------------------|
| 1-Month | -5.322% |
| YTD | -1.866% |
| 1-Year | 15.354% |
| 3-Year Annualized | 12.925% |
| 5-Year Annualized | 6.992% |
| 10-Year Annualized | N/A ¹ |

¹ Fund established Jan. 1, 2019



Brown Income Fund

Conservative asset allocation with an emphasis on income.

Trailing Returns

| | |
|--------------------|---------|
| 1-Month | -2.570% |
| YTD | 0.127% |
| 1-Year | 9.650% |
| 3-Year Annualized | 7.879% |
| 5-Year Annualized | 3.808% |
| 10-Year Annualized | 5.189% |

