

1st Quarter 2026 Executive Summary

Dear Partner Investors,

Recently, a partner investor asked a recurring question: “Where do you think markets will close at the end of 2026?” Then they laughed, acknowledging what we all know—there is no crystal ball. The only certainty is that global markets continue to move, often in unexpected ways. This is especially true during times of escalating global conflict, surging oil prices, and low job growth.

Because no one can predict what will happen, the Foundation follows a strict investment discipline in managing the Joint Investment Trust (JIT). This discipline includes intentional diversification across asset classes, geographies, industries, and company sizes and styles. This discipline also includes rigorous due diligence of fund managers and their strategies, holding them accountable to the Foundation’s established benchmarks. We further manage risk through regular portfolio rebalancing, ensuring assets remain aligned within their target allocations.

Consistent with our investment discipline, the Foundation intentionally avoids “timing the market”: the attempt to exit riskier markets during periods of volatility and re-enter the market once conditions appear clearer. While theoretically appealing, history has shown this approach to be unreliable. Market timing requires getting two decisions exactly right: when to step out and when to step back in. Markets often begin to recover, with strong gains, before uncertainty fades. When this occurs, investors on the sidelines miss meaningful market gains and therefore reduce long-term returns. Long-term investment strategies, when measured across decades rather than short market cycles, provide greater stability and more consistent performance than short-term, reactive approaches.

Our investment discipline is grounded in staying invested throughout market cycles, not trying to predict them. This consistency allows your ministry to rely on financial support from your investments today *and* in the years ahead—regardless of what the market headlines or any crystal ball might suggest.

We are grateful for your partnership,



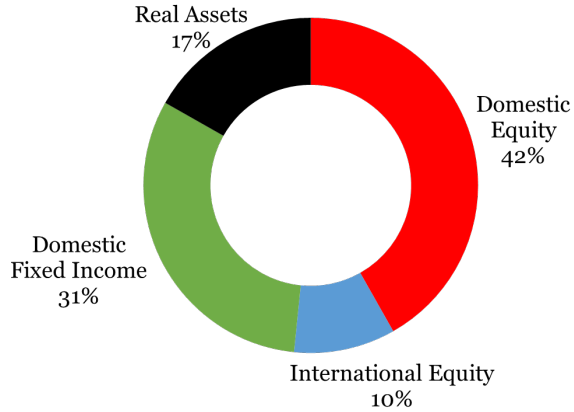
Matt Rosine, President

Fund Performance as of March 31, 2026 (net of all costs)						
Fund	1st Qtr. 2026	1 Year	3 Year	5 Year	10 Year	Since Inception
Common Balanced	.005%	14.365%	11.281%	6.414%	7.689%	7.4% (Dec. 1985)
Beasley Growth	-2.377%	13.615%	11.587%	5.940%	7.959%	8.5% (Dec. 1985)
Campbell Multi-Strategy	-.771%	15.675%	11.896%	6.675%	8.005%	5.2% (Feb. 2008)
Bostick Select	-1.866%	15.354%	12.925%	6.992%	N/A	9.9% (Jan. 2019)
Brown Income	.127%	9.650%	7.879%	3.808%	5.189%	5.5% (Dec. 1989)

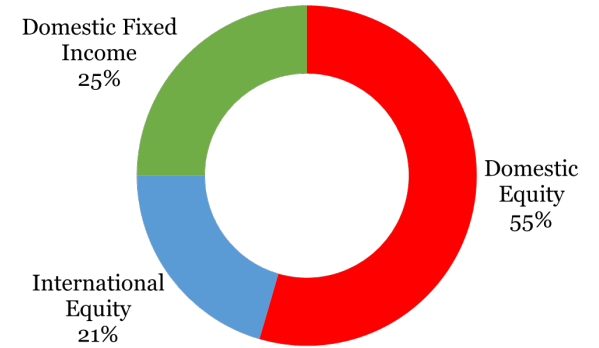
Past performance is not indicative of future results. All returns are net of maximum costs.

Portfolio Holdings by Asset Class, March 31, 2026

Common Balanced Fund
Total Assets \$383,982,807

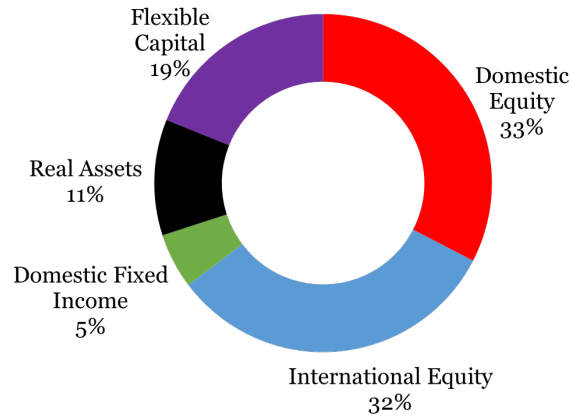


Beasley Growth Fund
Total Assets \$365,483,691

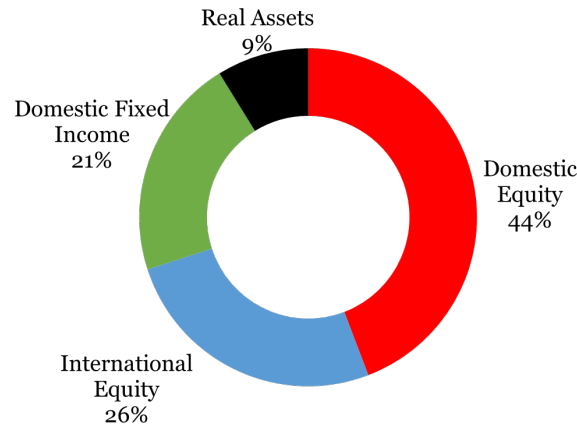


2026 JIT Defined Income Rates	
Fund	Income Rate
Common	3.75%
Beasley	4.0%
Campbell	4.25%
Bostick	4.0%
Brown	2.0%

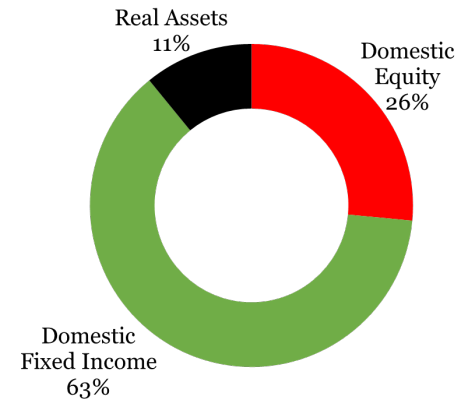
Campbell Multi-Strategy Fund
Total Assets \$321,038,299



Bostick Select Fund
Total Assets \$197,398,133



Brown Income Fund
Total Assets \$17,659,703



If you would like more information about our investment program, please visit our website at:
christianchurchfoundation.org or call (800) 668-8016.