

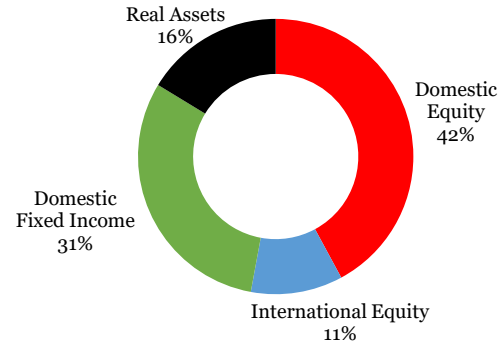
**The Joint Investment Trust of the Christian Church Foundation, Inc.**  
Returns as of 2/28/26

**Common Balanced Fund**

**Moderate asset allocation with an emphasis on capital appreciation and income.**

Trailing Returns

1-Month	1.750%
YTD	3.979%
1-Year	16.091%
3-Year Annualized	13.478%
5-Year Annualized	7.527%
10-Year Annualized	8.760%

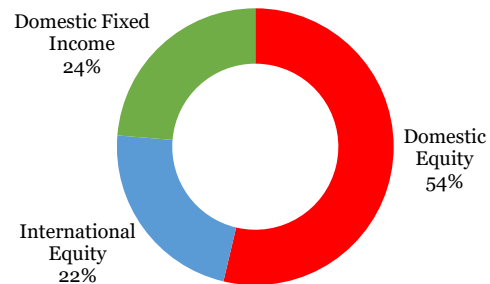


**Beasley Growth Fund**

**Moderately aggressive asset allocation with an emphasis on capital appreciation.**

Trailing Returns

1-Month	1.311%
YTD	3.392%
1-Year	16.079%
3-Year Annualized	14.462%
5-Year Annualized	7.531%
10-Year Annualized	9.231%

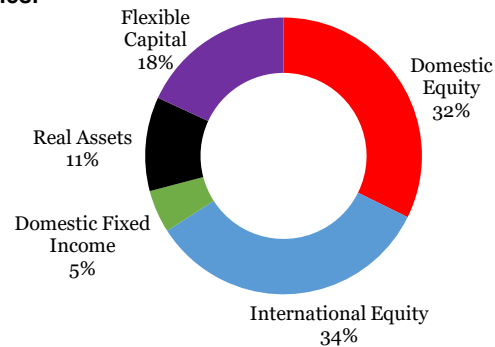


**Campbell Multi-Strategy Fund**

**Moderately aggressive asset allocation with hedging strategies.**

Trailing Returns

1-Month	2.169%
YTD	5.396%
1-Year	19.498%
3-Year Annualized	14.618%
5-Year Annualized	8.420%
10-Year Annualized	9.273%



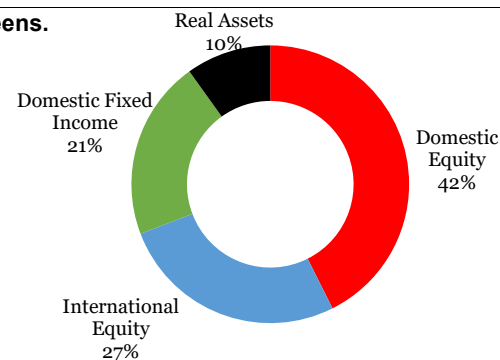
**Bostick Select Fund**

**Moderately aggressive asset allocation with select social screens.**

Trailing Returns

1-Month	1.516%
YTD	3.650%
1-Year	18.031%
3-Year Annualized	16.109%
5-Year Annualized	8.611%
10-Year Annualized	N/A <sup>1</sup>

<sup>1</sup> Fund established Jan. 1, 2019



**Brown Income Fund**

**Conservative asset allocation with an emphasis on income.**

Trailing Returns

1-Month	1.625%
YTD	2.767%
1-Year	11.115%
3-Year Annualized	9.607%
5-Year Annualized	4.375%
10-Year Annualized	5.985%

