

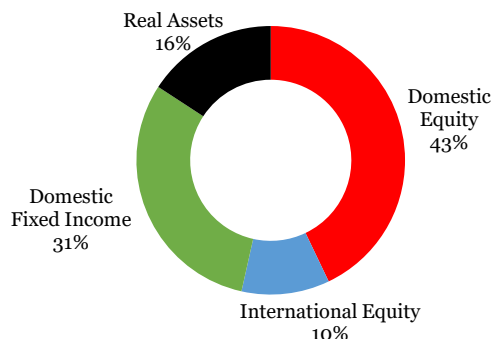
**The Joint Investment Trust of the Christian Church Foundation, Inc.**  
Returns as of 1/31/26

**Common Balanced Fund**

**Moderate asset allocation with an emphasis on capital appreciation and income.**

Trailing Returns

1-Month	2.191%
1-Year	14.275%
3-Year Annualized	11.809%
5-Year Annualized	7.597%
10-Year Annualized	8.630%

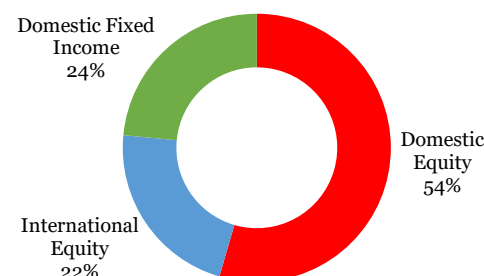


**Beasley Growth Fund**

**Moderately aggressive asset allocation with an emphasis on capital appreciation.**

Trailing Returns

1-Month	2.055%
1-Year	14.145%
3-Year Annualized	13.115%
5-Year Annualized	7.712%
10-Year Annualized	9.082%

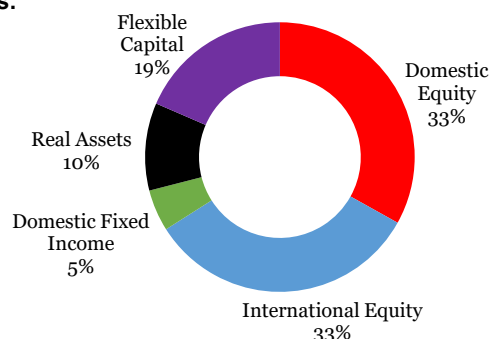


**Campbell Multi-Strategy Fund**

**Moderately aggressive asset allocation with hedging strategies.**

Trailing Returns

1-Month	3.159%
1-Year	17.048%
3-Year Annualized	12.966%
5-Year Annualized	8.732%
10-Year Annualized	8.961%



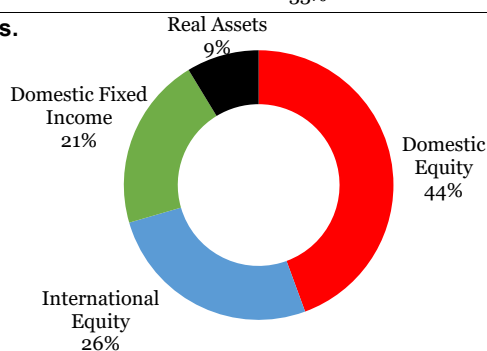
**Bostick Select Fund**

**Moderately aggressive asset allocation with select social screens.**

Trailing Returns

1-Month	2.103%
1-Year	16.199%
3-Year Annualized	14.463%
5-Year Annualized	8.616%
10-Year Annualized	N/A <sup>1</sup>

<sup>1</sup> Fund established Jan. 1, 2019



**Brown Income Fund**

**Conservative asset allocation with an emphasis on income.**

Trailing Returns

1-Month	1.124%
1-Year	10.516%
3-Year Annualized	8.051%
5-Year Annualized	4.110%
10-Year Annualized	5.952%

