

# The Joint Investment Trust of the Christian Church Foundation, Inc.

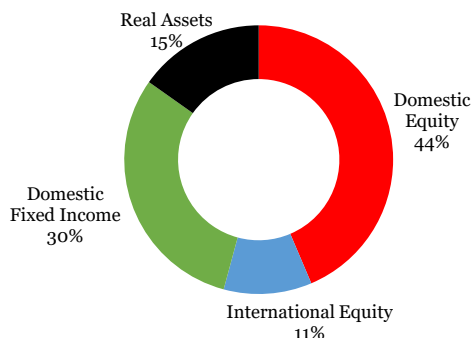
Returns as of 6/30/25

## Common Balanced Fund

Moderate asset allocation with an emphasis on capital appreciation and income.

### Trailing Returns

1-Month	3.292%
YTD	7.012%
1-Year	11.353%
3-Year	10.537%
5-Year	8.902%
10-Year	6.596%

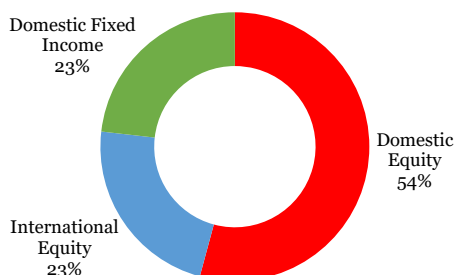


## Beasley Growth Fund

Moderately aggressive asset allocation with an emphasis on capital appreciation.

### Trailing Returns

1-Month	3.627%
YTD	8.109%
1-Year	12.855%
3-Year	12.765%
5-Year	9.794%
10-Year	7.114%

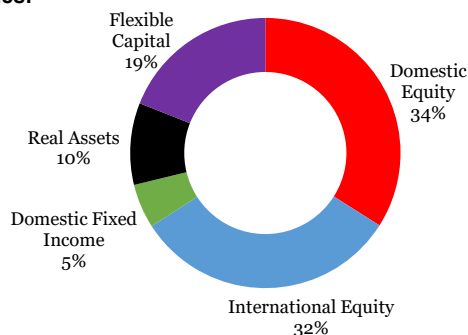


## Campbell Multi-Strategy Fund

Moderately aggressive asset allocation with hedging strategies.

### Trailing Returns

1-Month	3.328%
YTD	9.717%
1-Year	13.419%
3-Year	12.709%
5-Year	10.622%
10-Year	6.401%



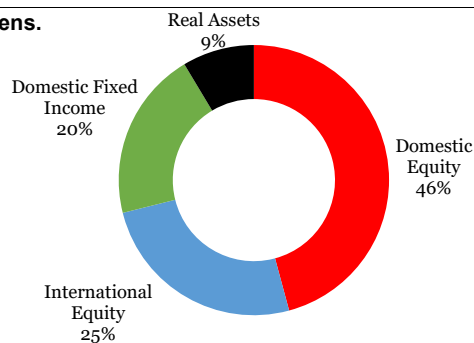
## Bostick Select Fund

Moderately aggressive asset allocation with select social screens.

### Trailing Returns

1-Month	3.665%
YTD	8.630%
1-Year	13.938%
3-Year	13.709%
5-Year	10.177%
10-Year	N/A <sup>1</sup>

<sup>1</sup> Fund established Jan. 1, 2019

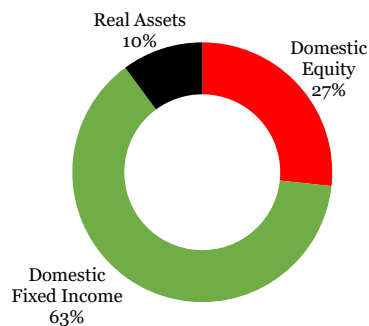


## Brown Income Fund

Conservative asset allocation with an emphasis on income.

### Trailing Returns

1-Month	2.569%
YTD	5.055%
1-Year	8.662%
3-Year	6.824%
5-Year	4.572%
10-Year	4.384%



Past performance is not indicative of future results. All returns are net of maximum costs.