

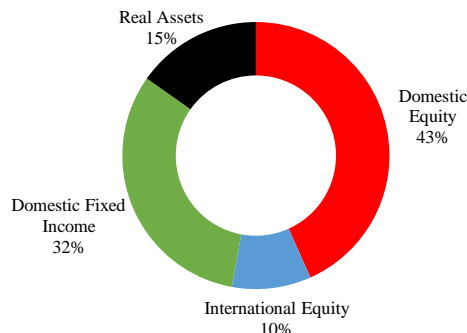
**The Joint Investment Trust of the Christian Church Foundation, Inc.**  
Returns as of 12/31/24

**Common Balanced Fund**

**Moderate asset allocation with an emphasis on capital appreciation and income.**

Trailing Returns

1-Month	-2.863%
1-Year	10.367%
3-Year	2.408%
5-Year	6.345%
10-Year	5.890%

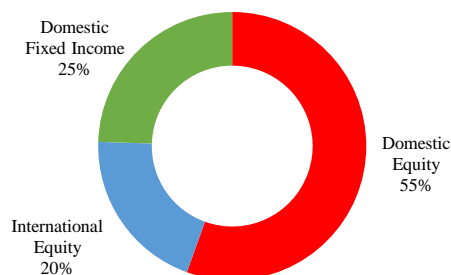


**Beasley Growth Fund**

**Moderately aggressive asset allocation with an emphasis on capital appreciation.**

Trailing Returns

1-Month	-3.492%
1-Year	11.262%
3-Year	2.199%
5-Year	6.478%
10-Year	6.465%

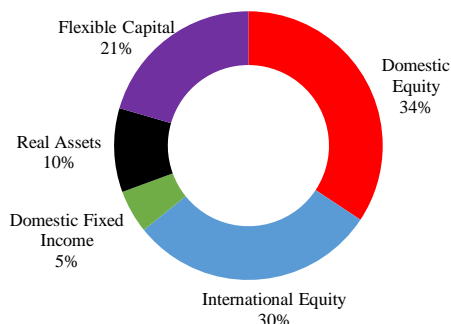


**Campbell Multi-Strategy Fund**

**Moderately aggressive asset allocation with hedging strategies.**

Trailing Returns

1-Month	-3.332%
1-Year	9.763%
3-Year	2.592%
5-Year	6.247%
10-Year	5.633%




**Bostick Select Fund**

**Moderately aggressive asset allocation with select social screens.**

Trailing Returns

1-Month	-2.477%
1-Year	13.259%
3-Year	3.458%
5-Year	7.494%
10-Year	N/A <sup>1</sup>

<sup>1</sup> Fund established Jan. 1, 2019



**Brown Income Fund**

**Conservative asset allocation with an emphasis on income.**

Trailing Returns

1-Month	-2.293%
1-Year	6.809%
3-Year	0.645%
5-Year	3.724%
10-Year	3.761%

