

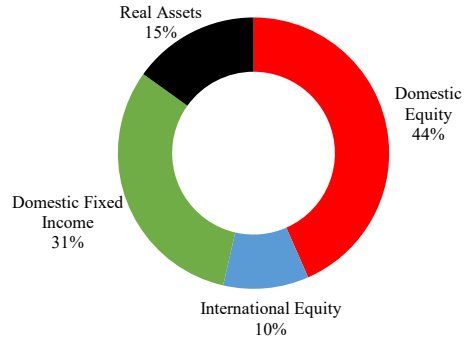
**The Joint Investment Trust of the Christian Church Foundation, Inc.**  
Returns as of 9/30/24

**Common Balanced Fund**

Moderate asset allocation with an emphasis on capital appreciation and income.

Trailing Returns

1-Month	1.763%
YTD	12.148%
1-Year	21.975%
3-Year	4.546%
5-Year	7.872%
10-Year	6.067%

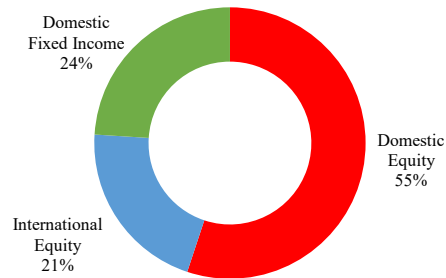


**Beasley Growth Fund**

Moderately aggressive asset allocation with an emphasis on capital appreciation.

Trailing Returns

1-Month	1.422%
YTD	12.692%
1-Year	24.355%
3-Year	4.299%
5-Year	8.208%
10-Year	6.784%

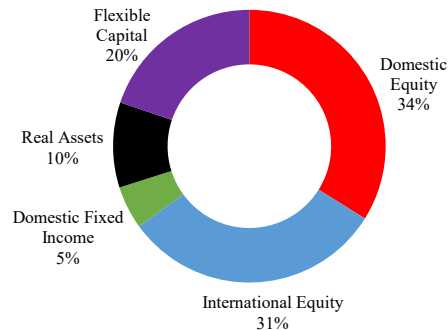


**Campbell Multi-Strategy Fund**

Moderately aggressive asset allocation with hedging strategies.

Trailing Returns

1-Month	1.696%
YTD	12.472%
1-Year	22.712%
3-Year	4.899%
5-Year	8.167%
10-Year	5.838%



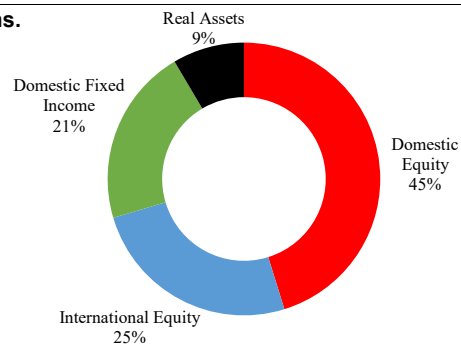
**Bostick Select Fund**

Moderately aggressive asset allocation with select social screens.

Trailing Returns

1-Month	1.981%
YTD	14.903%
1-Year	26.677%
3-Year	5.782%
5-Year	9.187%
10-Year	N/A <sup>1</sup>

<sup>1</sup> Fund established Jan. 1, 2019



**Brown Income Fund**

Conservative asset allocation with an emphasis on income.

Trailing Returns

1-Month	1.675%
YTD	9.106%
1-Year	17.544%
3-Year	2.171%
5-Year	4.779%
10-Year	3.784%

