

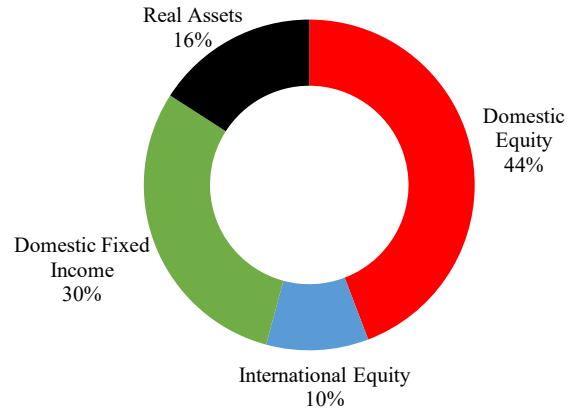
**The Joint Investment Trust of the Christian Church Foundation, Inc.**  
**Investor Class Returns as of 7/31/21**

**Common Balanced Fund**

Moderate asset allocation with an emphasis on capital appreciation and income.

Trailing Returns

1-Month	1.382%
YTD	10.661%
1-Year	23.914%
3-Year	10.175%
5-Year	9.298%
10-Year	7.218%

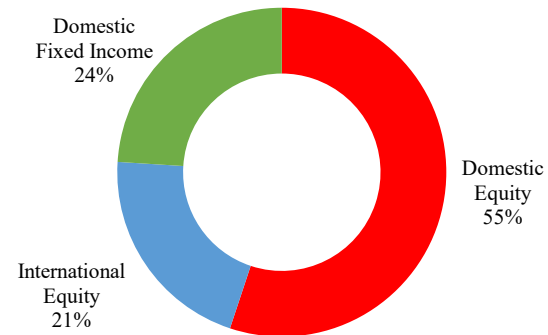


**Beasley Growth Fund**

Moderately aggressive asset allocation with an emphasis on capital appreciation.

Trailing Returns

1-Month	1.222%
YTD	11.241%
1-Year	28.443%
3-Year	10.736%
5-Year	10.576%
10-Year	8.771%

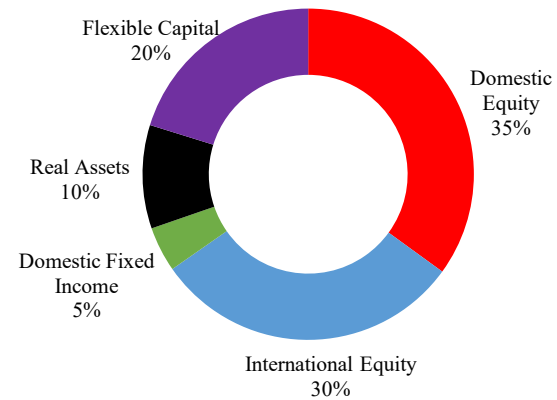


**Campbell Multi-Strategy Fund**

Moderately aggressive asset allocation with hedging strategies.

Trailing Returns

1-Month	0.692%
YTD	11.659%
1-Year	31.033%
3-Year	9.634%
5-Year	9.601%
10-Year	6.843%



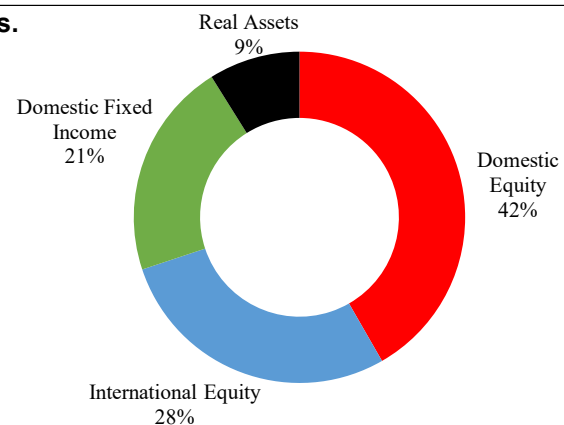
**Bostick Select Fund**

Moderately aggressive asset allocation with select social screens.

Trailing Returns

1-Month	0.995%
YTD	10.254%
1-Year	25.339%
3-Year	N/A <sup>1</sup>
5-Year	N/A <sup>1</sup>
10-Year	N/A <sup>1</sup>

<sup>1</sup> Fund established Jan. 1, 2019



**Brown Income Fund**

Conservative asset allocation with an emphasis on income.

Trailing Returns

1-Month	1.282%
YTD	5.330%
1-Year	11.591%
3-Year	8.526%
5-Year	6.579%
10-Year	4.692%

