

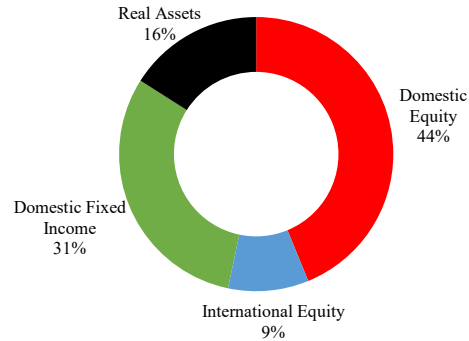
The Joint Investment Trust of the Christian Church Foundation, Inc.
Investor Class Returns as of 11/30/22

Common Balanced Fund

Moderate asset allocation with an emphasis on capital appreciation and income.

Trailing Returns

| | |
|---------|----------|
| 1-Month | 5.195% |
| YTD | -11.824% |
| 1-Year | -9.291% |
| 3-Year | 4.650% |
| 5-Year | 4.645% |
| 10-Year | 5.646% |

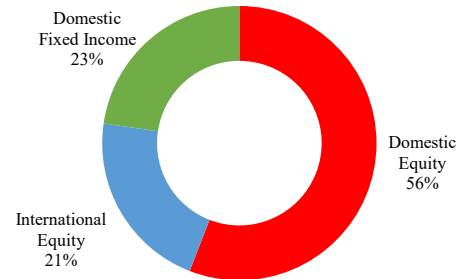


Beasley Growth Fund

Moderately aggressive asset allocation with an emphasis on capital appreciation.

Trailing Returns

| | |
|---------|----------|
| 1-Month | 5.876% |
| YTD | -15.374% |
| 1-Year | -12.844% |
| 3-Year | 3.731% |
| 5-Year | 4.154% |
| 10-Year | 6.681% |

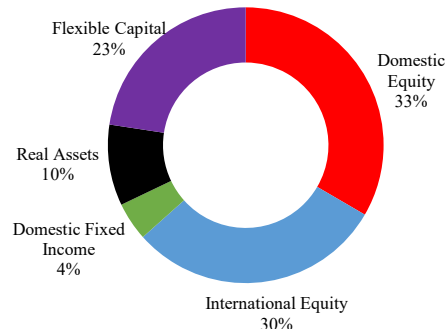


Campbell Multi-Strategy Fund

Moderately aggressive asset allocation with hedging strategies.

Trailing Returns

| | |
|---------|----------|
| 1-Month | 6.637% |
| YTD | -12.193% |
| 1-Year | -9.043% |
| 3-Year | 4.251% |
| 5-Year | 4.278% |
| 10-Year | 5.649% |



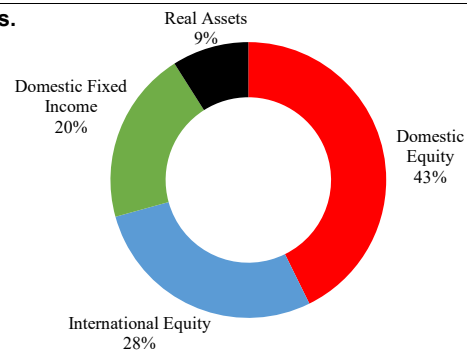
Bostick Select Fund

Moderately aggressive asset allocation with select social screens.

Trailing Returns

| | |
|---------|------------------|
| 1-Month | 7.399% |
| YTD | -13.935% |
| 1-Year | -11.150% |
| 3-Year | 4.591% |
| 5-Year | N/A ¹ |
| 10-Year | N/A ¹ |

¹ Fund established Jan. 1, 2019



Brown Income Fund

Conservative asset allocation with an emphasis on income.

Trailing Returns

| | |
|---------|----------|
| 1-Month | 4.289% |
| YTD | -11.229% |
| 1-Year | -10.071% |
| 3-Year | 1.947% |
| 5-Year | 3.034% |
| 10-Year | 2.883% |

