

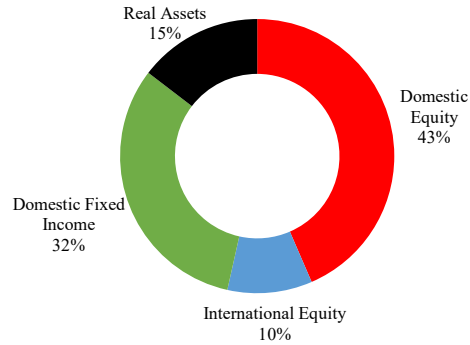
**The Joint Investment Trust of the Christian Church Foundation, Inc.**  
Returns as of 4/30/2023

**Common Balanced Fund**

Moderate asset allocation with an emphasis on capital appreciation and income.

Trailing Returns

1-Month	0.713%
YTD	5.434%
1-Year	-0.971%
3-Year	8.169%
5-Year	4.920%
10-Year	5.107%

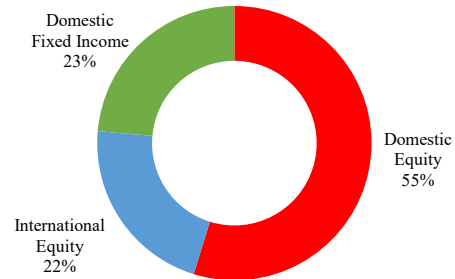


**Beasley Growth Fund**

Moderately aggressive asset allocation with an emphasis on capital appreciation.

Trailing Returns

1-Month	0.499%
YTD	6.620%
1-Year	0.409%
3-Year	8.442%
5-Year	4.628%
10-Year	5.995%

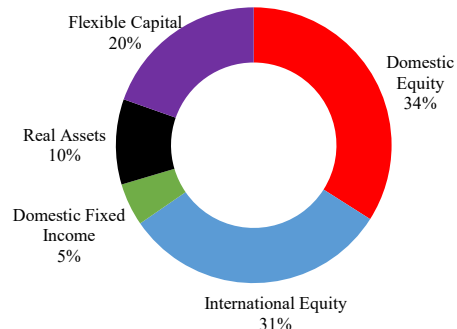


**Campbell Multi-Strategy Fund**

Moderately aggressive asset allocation with hedging strategies.

Trailing Returns

1-Month	0.811%
YTD	5.917%
1-Year	0.916%
3-Year	10.068%
5-Year	4.625%
10-Year	5.048%



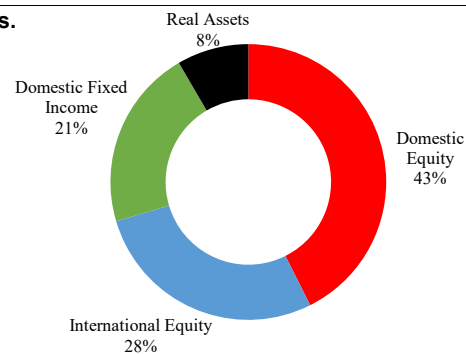
**Bostick Select Fund**

Moderately aggressive asset allocation with select social screens.

Trailing Returns

1-Month	0.820%
YTD	7.396%
1-Year	1.805%
3-Year	8.616%
5-Year	N/A <sup>1</sup>
10-Year	N/A <sup>1</sup>

<sup>1</sup> Fund established Jan. 1, 2019



**Brown Income Fund**

Conservative asset allocation with an emphasis on income.

Trailing Returns

1-Month	0.693%
YTD	4.409%
1-Year	-0.644%
3-Year	3.269%
5-Year	3.573%
10-Year	2.778%

