

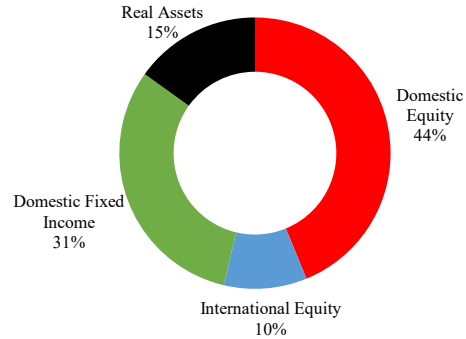
**The Joint Investment Trust of the Christian Church Foundation, Inc.**  
Returns as of 3/31/23

**Common Balanced Fund**

Moderate asset allocation with an emphasis on capital appreciation and income.

Trailing Returns

1-Month	1.987%
YTD	4.688%
1-Year	-7.459%
3-Year	10.733%
5-Year	4.838%
10-Year	5.172%

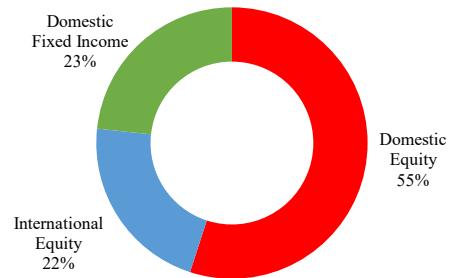


**Beasley Growth Fund**

Moderately aggressive asset allocation with an emphasis on capital appreciation.

Trailing Returns

1-Month	1.908%
YTD	6.091%
1-Year	-7.347%
3-Year	11.687%
5-Year	4.568%
10-Year	6.093%

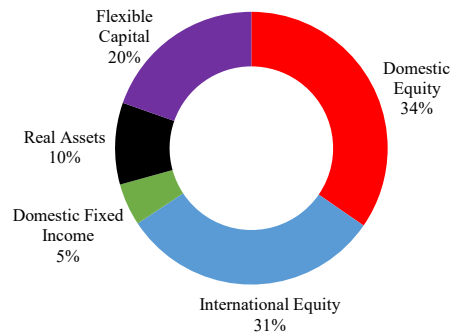


**Campbell Multi-Strategy Fund**

Moderately aggressive asset allocation with hedging strategies.

Trailing Returns

1-Month	1.187%
YTD	5.065%
1-Year	-5.779%
3-Year	12.976%
5-Year	4.671%
10-Year	5.094%



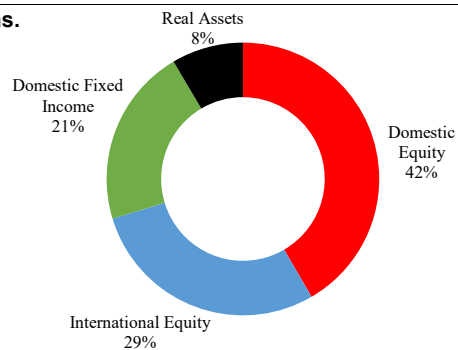
**Bostick Select Fund**

Moderately aggressive asset allocation with select social screens.

Trailing Returns

1-Month	2.912%
YTD	6.523%
1-Year	-5.900%
3-Year	11.356%
5-Year	N/A <sup>1</sup>
10-Year	N/A <sup>1</sup>

<sup>1</sup> Fund established Jan. 1, 2019



**Brown Income Fund**

Conservative asset allocation with an emphasis on income.

Trailing Returns

1-Month	2.188%
YTD	3.691%
1-Year	-5.971%
3-Year	4.906%
5-Year	3.360%
10-Year	2.810%

