

The Joint Investment Trust of the Christian Church Foundation, Inc.

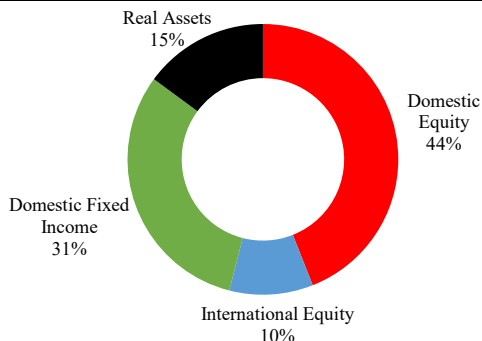
Returns as of 12/31/23

Common Balanced Fund

Moderate asset allocation with an emphasis on capital appreciation and income.

Trailing Returns

| | |
|---------|---------|
| 1-Month | 4.457% |
| 1-Year | 14.060% |
| 3-Year | 3.610% |
| 5-Year | 7.962% |
| 10-Year | 5.215% |

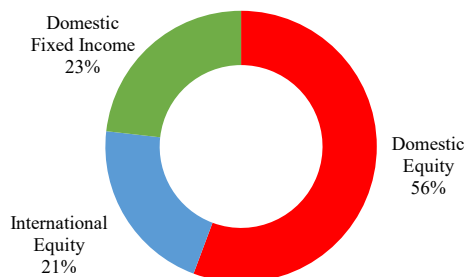


Beasley Growth Fund

Moderately aggressive asset allocation with an emphasis on capital appreciation.

Trailing Returns

| | |
|---------|---------|
| 1-Month | 5.477% |
| 1-Year | 17.726% |
| 3-Year | 3.328% |
| 5-Year | 8.404% |
| 10-Year | 5.862% |

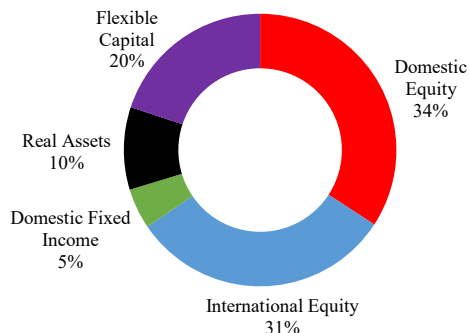


Campbell Multi-Strategy Fund

Moderately aggressive asset allocation with hedging strategies.

Trailing Returns

| | |
|---------|---------|
| 1-Month | 4.990% |
| 1-Year | 15.224% |
| 3-Year | 4.212% |
| 5-Year | 8.313% |
| 10-Year | 4.886% |




Bostick Select Fund

Moderately aggressive asset allocation with select social screens.

Trailing Returns

| | |
|---------|------------------|
| 1-Month | 4.541% |
| 1-Year | 17.991% |
| 3-Year | 3.632% |
| 5-Year | 8.958% |
| 10-Year | N/A ¹ |

¹ Fund established Jan. 1, 2019



Brown Income Fund

Conservative asset allocation with an emphasis on income.

Trailing Returns

| | |
|---------|--------|
| 1-Month | 4.093% |
| 1-Year | 9.825% |
| 3-Year | 0.585% |
| 5-Year | 5.038% |
| 10-Year | 3.158% |

