

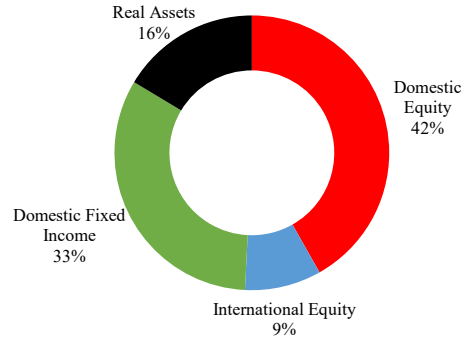
**The Joint Investment Trust of the Christian Church Foundation, Inc.**  
Investor Class Returns as of 6/30/22

**Common Balanced Fund**

Moderate asset allocation with an emphasis on capital appreciation and income.

Trailing Returns

1-Month	-6.453%
YTD	-14.904%
1-Year	-10.893%
3-Year	4.515%
5-Year	5.099%
10-Year	5.790%

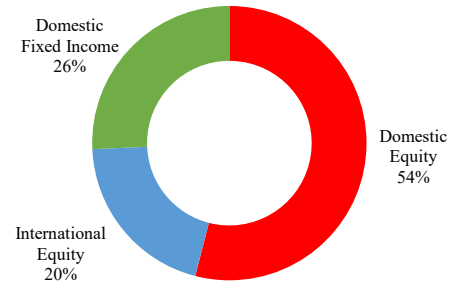


**Beasley Growth Fund**

Moderately aggressive asset allocation with an emphasis on capital appreciation.

Trailing Returns

1-Month	-6.815%
YTD	-19.522%
1-Year	-15.792%
3-Year	3.425%
5-Year	4.391%
10-Year	6.712%

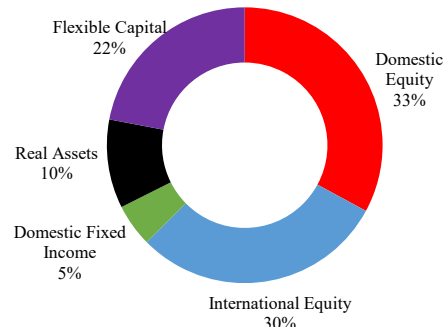


**Campbell Multi-Strategy Fund**

Moderately aggressive asset allocation with hedging strategies.

Trailing Returns

1-Month	-7.282%
YTD	-17.257%
1-Year	-14.158%
3-Year	3.399%
5-Year	4.271%
10-Year	5.603%



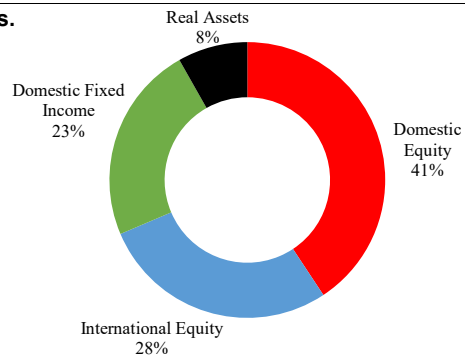
**Bostick Select Fund**

Moderately aggressive asset allocation with select social screens.

Trailing Returns

1-Month	-6.802%
YTD	-18.180%
1-Year	-14.685%
3-Year	4.386%
5-Year	N/A <sup>1</sup>
10-Year	N/A <sup>1</sup>

<sup>1</sup> Fund established Jan. 1, 2019



**Brown Income Fund**

Conservative asset allocation with an emphasis on income.

Trailing Returns

1-Month	-4.251%
YTD	-12.142%
1-Year	-9.926%
3-Year	2.533%
5-Year	3.541%
10-Year	3.215%

