

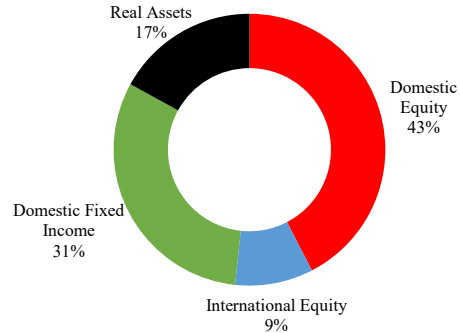
**The Joint Investment Trust of the Christian Church Foundation, Inc.**  
**Investor Class Returns as of 5/31/22**

**Common Balanced Fund**

**Moderate asset allocation with an emphasis on capital appreciation and income.**

Trailing Returns

1-Month	0.144%
YTD	-9.034%
1-Year	-3.633%
3-Year	8.567%
5-Year	6.562%
10-Year	6.803%

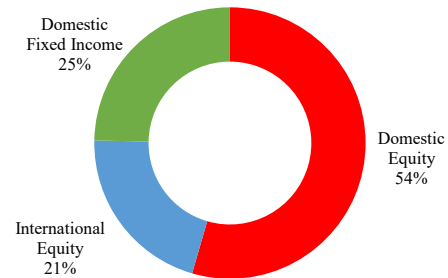


**Beasley Growth Fund**

**Moderately aggressive asset allocation with an emphasis on capital appreciation.**

Trailing Returns

1-Month	-0.196%
YTD	-13.637%
1-Year	-8.316%
3-Year	7.793%
5-Year	5.960%
10-Year	7.776%

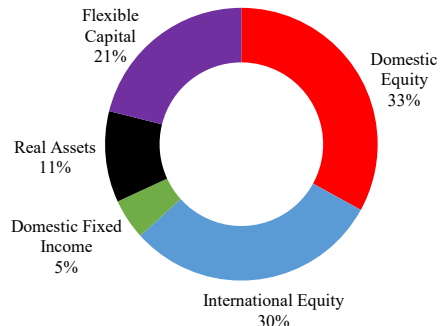


**Campbell Multi-Strategy Fund**

**Moderately aggressive asset allocation with hedging strategies.**

Trailing Returns

1-Month	-0.409%
YTD	-10.759%
1-Year	-6.905%
3-Year	7.698%
5-Year	5.884%
10-Year	6.694%



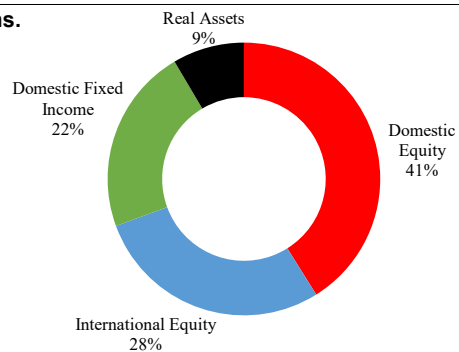
**Bostick Select Fund**

**Moderately aggressive asset allocation with select social screens.**

Trailing Returns

1-Month	0.431%
YTD	-12.208%
1-Year	-7.581%
3-Year	8.739%
5-Year	N/A <sup>1</sup>
10-Year	N/A <sup>1</sup>

<sup>1</sup> Fund established Jan. 1, 2019



**Brown Income Fund**

**Conservative asset allocation with an emphasis on income.**

Trailing Returns

1-Month	0.471%
YTD	-8.241%
1-Year	-4.975%
3-Year	5.105%
5-Year	4.477%
10-Year	3.898%

