

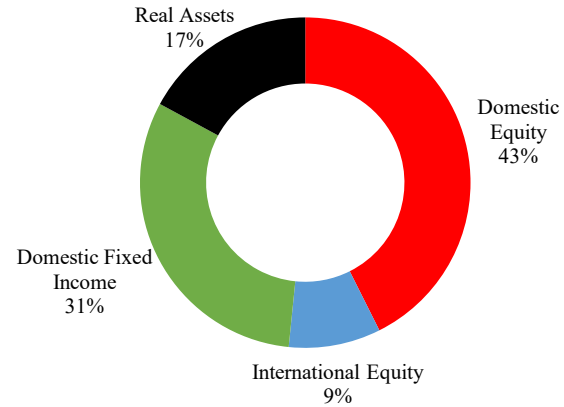
**The Joint Investment Trust of the Christian Church Foundation, Inc.**  
**Investor Class Returns as of 4/30/22**

**Common Balanced Fund**

Moderate asset allocation with an emphasis on capital appreciation and income.

Trailing Returns

1-Month	-5.885%
YTD	-9.165%
1-Year	-2.858%
3-Year	7.107%
5-Year	6.688%
10-Year	6.223%

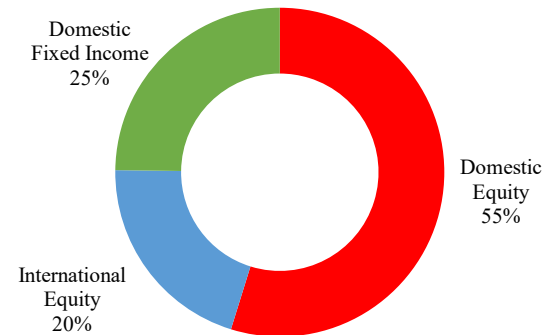


**Beasley Growth Fund**

Moderately aggressive asset allocation with an emphasis on capital appreciation.

Trailing Returns

1-Month	-7.264%
YTD	-13.467%
1-Year	-7.380%
3-Year	6.004%
5-Year	6.232%
10-Year	7.172%

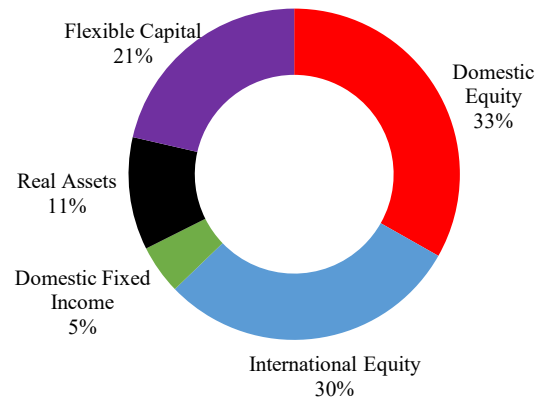


**Campbell Multi-Strategy Fund**

Moderately aggressive asset allocation with hedging strategies.

Trailing Returns

1-Month	-5.877%
YTD	-10.392%
1-Year	-5.301%
3-Year	6.187%
5-Year	6.098%
10-Year	6.048%



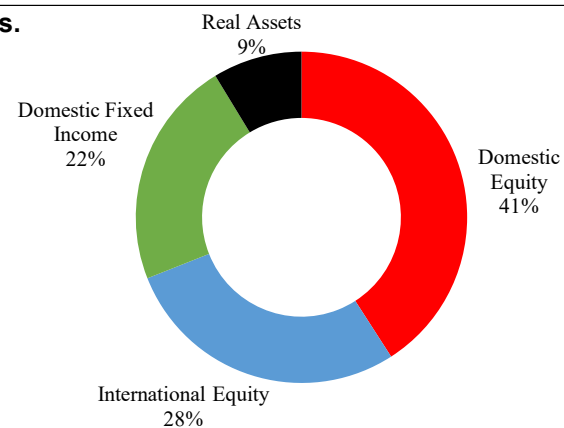
**Bostick Select Fund**

Moderately aggressive asset allocation with select social screens.

Trailing Returns

1-Month	-6.811%
YTD	-12.585%
1-Year	-6.887%
3-Year	6.986%
5-Year	N/A <sup>1</sup>
10-Year	N/A <sup>1</sup>

<sup>1</sup> Fund established Jan. 1, 2019



**Brown Income Fund**

Conservative asset allocation with an emphasis on income.

Trailing Returns

1-Month	-4.706%
YTD	-8.671%
1-Year	-4.940%
3-Year	4.527%
5-Year	4.534%
10-Year	3.533%

