

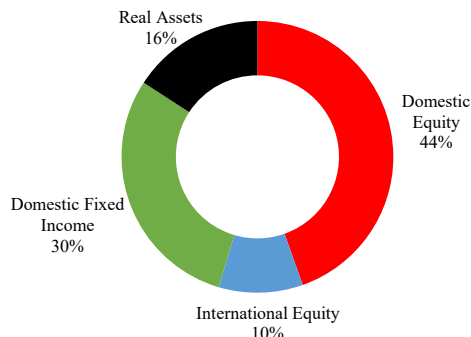
**The Joint Investment Trust of the Christian Church Foundation, Inc.**  
Investor Class Returns as of 10/31/21

**Common Balanced Fund**

**Moderate asset allocation with an emphasis on capital appreciation and income.**

Trailing Returns

1-Month	3.683%
YTD	13.182%
1-Year	26.992%
3-Year	12.678%
5-Year	10.058%
10-Year	7.836%

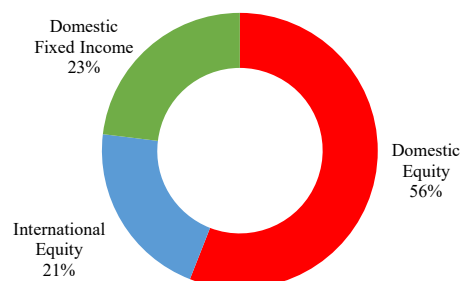


**Beasley Growth Fund**

**Moderately aggressive asset allocation with an emphasis on capital appreciation.**

Trailing Returns

1-Month	4.153%
YTD	14.125%
1-Year	31.390%
3-Year	13.712%
5-Year	11.182%
10-Year	9.484%

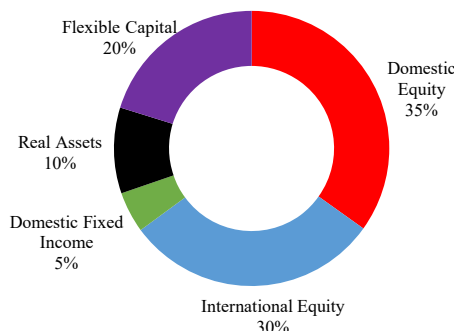


**Campbell Multi-Strategy Fund**

**Moderately aggressive asset allocation with hedging strategies.**

Trailing Returns

1-Month	3.754%
YTD	14.417%
1-Year	33.553%
3-Year	12.698%
5-Year	10.087%
10-Year	7.765%



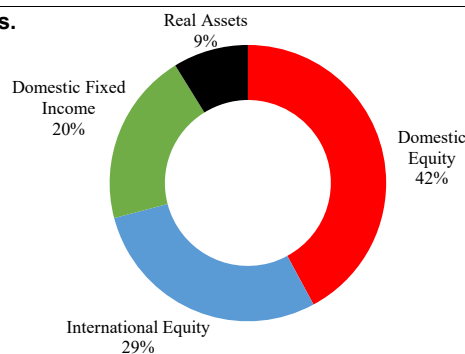
**Bostick Select Fund**

**Moderately aggressive asset allocation with select social screens.**

Trailing Returns

1-Month	4.047%
YTD	12.411%
1-Year	27.273%
3-Year	N/A <sup>1</sup>
5-Year	N/A <sup>1</sup>
10-Year	N/A <sup>1</sup>

<sup>1</sup> Fund established Jan. 1, 2019



**Brown Income Fund**

**Conservative asset allocation with an emphasis on income.**

Trailing Returns

1-Month	1.776%
YTD	5.952%
1-Year	12.772%
3-Year	9.596%
5-Year	6.981%
10-Year	4.901%

